

# 375 *GTO*



## *propulsion*

### MERCURY VERADO ENGINES

<i>options</i>	<i>cruising speed*</i>	<i>maximum speed*</i>
<b>Twin-600 HP</b>	<b>40 MPH</b>	<b>55 MPH</b>

The right is reserved to make changes, without notice, at any time, in equipment, materials, and specifications. Drawings, photos, and renderings may contain optional equipment.

<i>length overall</i>	<b>37' 9" / 11.50 M</b>
<i>hull length</i>	<b>35' 0" / 10.66 M</b>
<i>beam (normal)</i>	<b>12' 0" / 3.65 M</b>
<i>beam (beach mode)</i>	<b>17' 3" / 5.3 M</b>
<i>dry weight</i>	<b>21,900 LB / 9,935 KG (est)</b>
<i>maximum load weight</i>	<b>27,270 LB / 12,371 KG (est)</b>
<i>draft (engine down)</i>	<b>3' 8" / 1.11 M</b>
<i>draft (engine up)</i>	<b>2' 5" / 0.74 M</b>
<i>transport height</i>	<b>12' 0" / 3.65 M</b>

The specification measurements are approximate and subject to variance.

<i>fuel capacity (gas)</i>	<b>396.25 GAL / 1,500 L</b>
<i>water capacity</i>	<b>53 GAL / 200 L</b>
<i>black water capacity</i>	<b>18.5 GAL / 70 L</b>
<i>fuel capacity (diesel for generator)</i>	<b>12 GAL / 45 L</b>

**GALEON**  
YACHTS  
galeonyachts.us



**A** dayboat like no other, the Galeon 375 GTO is aptly named – Grand Touring Outboard. Offering unparalleled excitement, both the boat's helm and profile take inspiration from the auto-racing world making this model nothing short of a pleasure to drive.



*The 375 GTO has Galeon DNA in spades, and it's particularly on display when her trademark "Beach Mode" is activated.*

Note: The right is reserved to make changes, without notice, at any time, in equipment, materials, and specifications. Drawings, photos, and renderings may contain optional equipment.

*GTO*



*An enclosed, spacious helm offers protection from the elements with an outdoor area protected by an electric awning.*



*Below deck impresses with yacht quality finishes and sleeps 4, making this an enviable choice for an overnight excursion.*

# 375 GTO

## STANDARD FEATURES

### EXTERIOR

#### *Exterior Upholstery*

- Tan & Mocha
- Silver & Grey

#### *Hull & Deck Accessories*

Cleats, stainless steel  
Flooring, molded non-skid  
Horn, electric  
Lights, navigation  
Mooring System

- Reversible electric anchor winch with wireless remote
- Anchor roller
- Galvanized anchor and chain
- Fiberglass deck hatch to self-draining chain locker

Radar mast, stainless steel  
Rubrail, PVC with stainless steel insert  
Searchlight, remote-controlled  
Thru-hull fittings, stainless steel/bronze  
Windshield, tempered glass

#### *Cockpit*

Air conditioning vents at helm  
Cupholders  
Door, cabin entrance – sliding and lockable, plexiglass  
Handrails, 316 stainless steel  
Hardtop, fiberglass  
Helm station  
Console rail, stainless steel  
Compass  
Helm seat, captain's chairs with bolster, power adjustable  
Forced air vents above helm  
Station instruments and controls

- Digital gauges
- Switches
- Alarm, high water – bilge
- Start keys, 3 position
- Dual lever control, EVC
- Joystick piloting with Skyhook and auto pilot
- Trim tab control panel

- Outlet, USB

Steering wheel, adjustable  
Stereo remote control  
Windscreen wiper with front window washing system  
Lighting, indirect LED  
Lighting, direct LED  
Outlet, 120V GFI protected  
Self-draining  
Seating with table (fiberglass)  
Speakers  
Storage, side lockers  
Wet bar with sink, electric grill, and trash bin  
Refrigerator

#### *Stern*

Cleats, stainless steel retractable  
Doors  
Lighting, indirect LED  
Shore power inlet, dual 120V/30A  
Shore water connection

### INTERIOR

#### *Interior Color & Materials*

Cabinetry

- Beachwood Grey - matt paint
- Natural Walnut - matt paint

Interior Upholstery

- Grey

#### *Cabin*

Carbon monoxide detector  
Door access to head with mirror  
Lighting, overhead LED  
Outlet with USB, 120V  
Storage, wall cupboards  
Waterproof wood look floor  
Berth, polyurethane high resilience foam mattress and bed covers  
Lighting, overhead LED  
Outlets, 120V (adjacent to bed)  
Decorative bed cover and pillow in aft cabin

#### *Head*

A/C vent  
Bathroom accessories – toothbrush holder, towel hooks, soap dispenser, toilet paper holder  
Cabinets, mirrored  
Corian countertop with bowl and chrome faucet  
Extractor fan  
Flooring, molded non-slip  
Lighting, overhead LED  
Outlet, 120V GFI protected  
Separate stall shower

### SYSTEMS

#### *Power & Drive Systems*

Mercury 2x 600 Verado White

- Counter rotating
- Stainless steel propellers

Hydraulic steering system  
Trim tabs

#### *Bilge*

Bilge pumps, automatic electric (2) – forward and aft  
Bilge pumps, high water alarm  
Common drain system

#### *Air Conditioning*

Air conditioning with reverse cycle heating, Dometic MarineAir with dual control for interior and helm  
DC Electrical System (12V)

- Batteries
- Battery charger
- Circuit breakers
- DC main switchboard

AC Electrical System (120V)

- Shore power, dual 120V/30A
- AC main switchboard
- Diesel generator with sound shield

#### *Fuel System*

Fuel tank, vented  
Fuel filters

Fuel lines  
Fuel inlet  
Fuel stop valve  
Diesel fuel tank, vented  
Diesel fuel filters, 1 generator  
Diesel fuel lines  
Diesel fuel inlet  
Diesel fuel stop valve

#### *Fresh Water System*

Water tank stainless steel, vented  
Water inlet, stainless steel  
Water pump, automatic with filter  
Dockside/shore water connection  
Level indicator

#### *Waste Water System*

Black Water Waste System

- Waste tank, stainless steel with odor filter, water level sensor, vented
- Waste pump, electric
- Level indicator and pump switch
- Dockside pumpout fitting- stainless steel
- Overboard waste discharge fitting

### OTHER ITEMS

Owner's manual and engine manual

## FACTORY OPTIONS

### *Comfort Pack*

Cover for foredeck seating  
Cover for helm console  
Cover for helm seats  
Cover for aft seating  
Cover for L-shape seat in cockpit  
Raymarine Chartplotter/FF 1x Axiom 16 XL RV-US  
with transducer CP370 and digital radar  
Quantum Q24C 18"  
Additional Raymarine Chartplotter 1x Axiom 16 XL  
[each, max 2x 16"]  
Raymarine VHF RAY91 AIS and VHF antenna  
Sunshade awning in cockpit

### *Luxury Pack*

Refrigerator 60 l in salon portside lower deck  
Microwave in salon portside lower deck  
Upgraded Fusion sound system with 2 amplifiers,  
[8 speakers + 1 subwoofer/stereo remote]  
LED underwater lights 3 aft, 4 side-blue/white  
[7 pcs]  
TV LED 32" in salon  
Blue/White LED lights [cockpit, gate passage,  
lounge area]  
Chain counter display


### *Exterior Flooring*

Permateek on cockpit [deck/sideck/bow]


### *Individual Options*

Seakeeper 3  
Antifouling  
Raymarine Cyclone 3ft Array radar scanner  
Ice maker in cockpit [instead of refrigerator  
in cockpit]  
Electric tinted glass roof in salon  
Electric tinted glass upper door in salon  
for side passage to bow  
Electric openable side windows on both sides  
Stainless steel anchor and chain

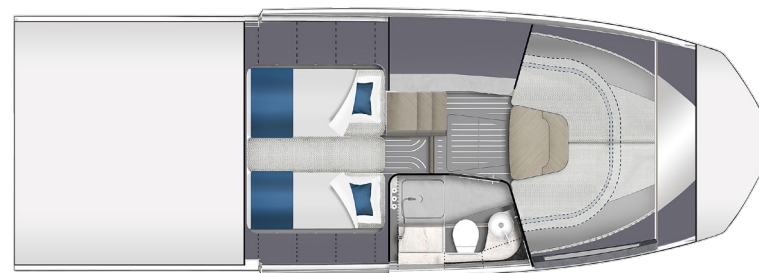
## LAYOUT



MAIN DECK



BEACH MODE



BELOW DECK

The right is reserved to make changes, without notice, at any time, in equipment, materials, and specifications. Drawings, photos, and renderings may show optional equipment.

